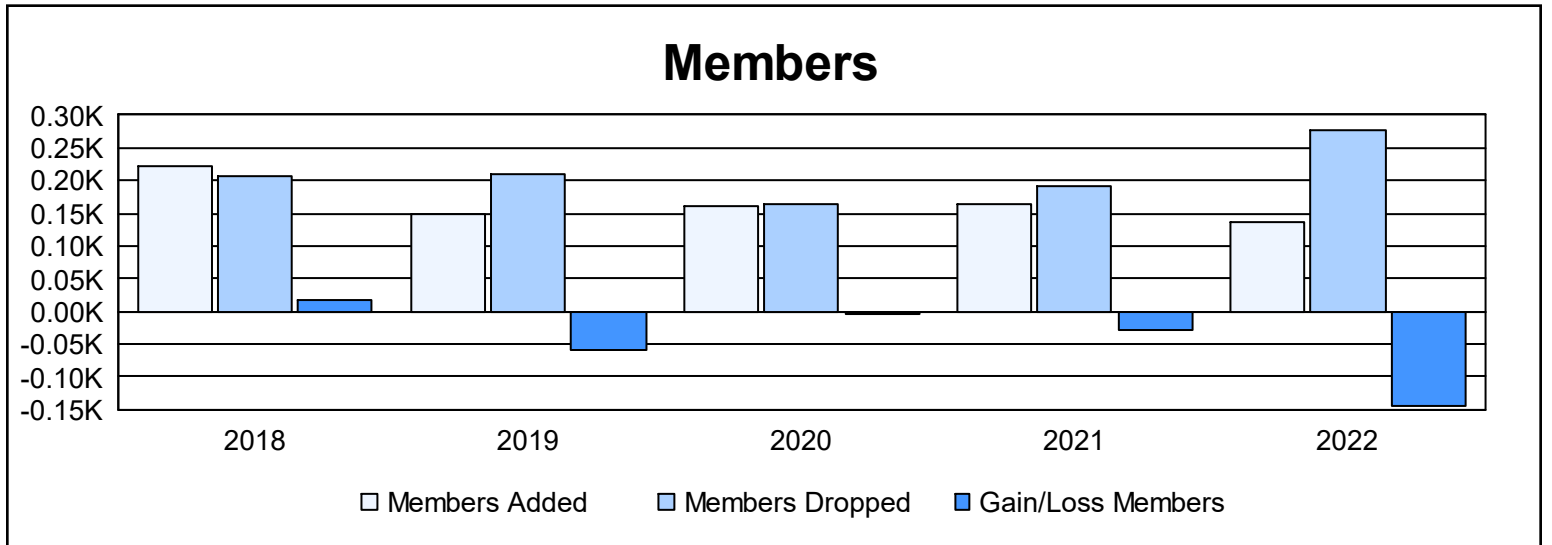
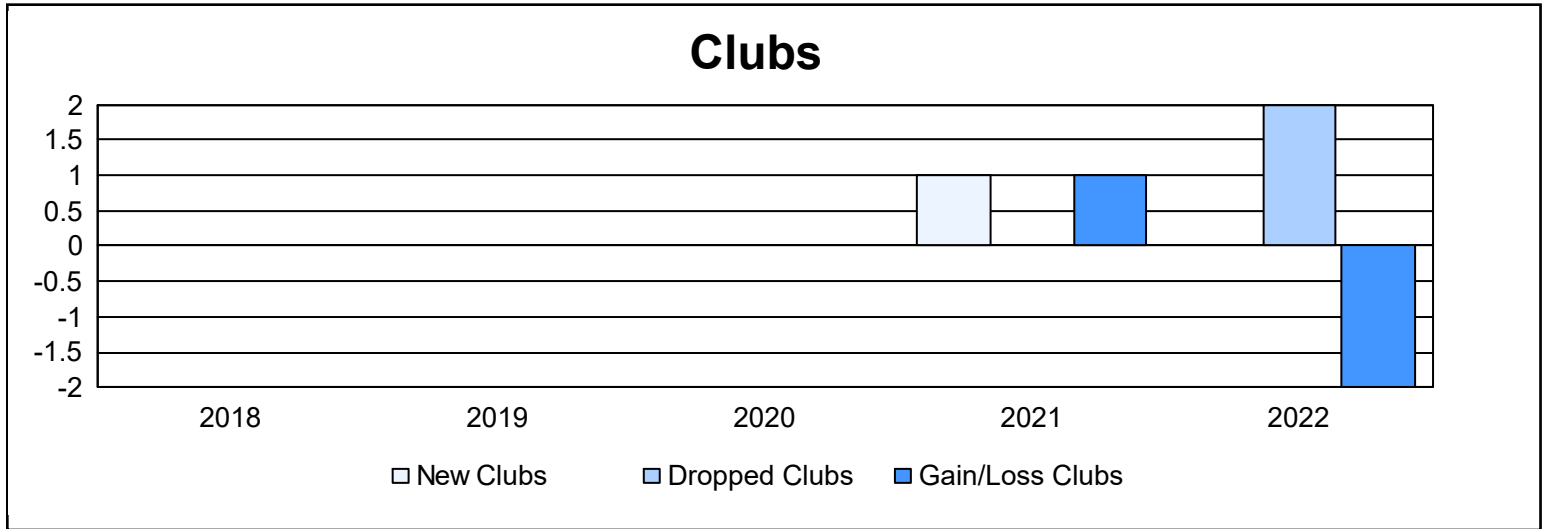
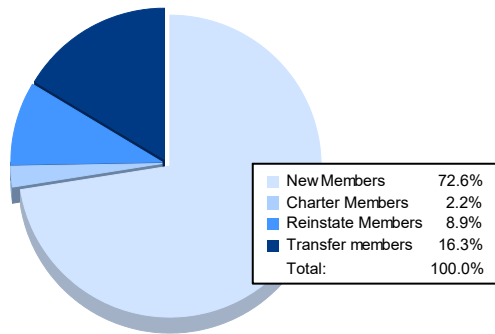


Year	New Clubs	Dropped Clubs	Gain/ Loss Clubs	New Members	Charter Members	Reinstate Members	Transfer Members	Total Member Added	Total Members Dropped	Gain/ Loss Members
2017-2018	0	0	0	198	2	4	18	222	206	16
2018-2019	0	0	0	119	5	5	21	150	210	-60
2019-2020	0	0	0	122	6	4	28	160	164	-4
2020-2021	1	0	1	123	18	4	19	164	191	-27
2021-2022	0	2	-2	98	3	12	22	135	278	-143
<b>Average</b>	<b>0</b>	<b>0</b>	<b>0</b>	<b>132</b>	<b>7</b>	<b>6</b>	<b>22</b>	<b>166</b>	<b>210</b>	<b>-44</b>



### Membership Composition June 2022 Cumulative



### Gender Composition June 2022 Cumulative

